



FK76CS/FKN76CS

Reverse rinsing filter combination
with rotatable connector flange

APPLICATION

The filter combinations comprise reverse rinsing filter and pressure reducing valve in one appliance. They ensure a continuous supply of filtered water. The fine filter stops the ingress of foreign bodies, for example rust particles, strands of hemp and grains of sand and thus reduces the probability of corrosion. The pressure reducing valve prevents pressure damage and reduces water consumption.

All individual units correspond to the requirements of current DIN/DVGW specifications. Technical features of each unit also apply to the combination assembly.

APPROVALS

- DVGW approval for all filters with 100 µm mesh sizes

SPECIAL FEATURES

- Double Spin Technology
 - Cartridge with external rotor enabling simultaneous cleaning in lower and upper filter areas
 - Visual function check possible
- Balanced seat valve
- Filtered water supplied even during reverse rinsing
- Patented reverse rinsing system - fast and thorough cleaning of the filter with small amount of water
- Memory ring indicates when next manual reverse rinsing is due
- Automatic reverse rinsing actuator with bayonet connector can be retrofitted
- Shock resistant clear synthetic material filter bowl enables easy checking of filter contamination
- Inlet pressure balancing – no influence on outlet pressure by fluctuating inlet pressure
- Valve and filter inserts fully interchangeable
- Large filter surface
- Filter and complete filter bowl are replaceable
- Standardised discharge connection
- All materials are KTW approved
- Approved by TÜV LGA for low noise, Group 1 without limitations



TECHNICAL DATA

Media	
Medium:	Drinking water
Connections/Sizes	
Connection sizes:	3/4" - 1 1/4"
Pressure values	
Min. operating pressure:	1.5 bar
Max. inlet pressure with clear filter bowl:	16 bar
Outlet pressure:	1.5 - 6.0 bar
Operating temperatures	
Max. operating temperature medium:	40 °C with clear filter bowl
Specifications	
Installation position:	Horizontal or vertical, with filter bowl downwards

Note: The filter is constructed for drinking water installations. In case of a process water application the filter has to be proven individually.

CONSTRUCTION

Overview	Components	Materials	
	1	Spring bonnet with adjustment knob and setting scale	High-quality synthetic material
	2	Threaded male connections	Brass
	3	Rotatable connector piece (FK76CS only)	Red bronze
	4	Housing with pressure gauge	Red bronze
	5	Fine filter in clear filter bowl	Shock-resistant, clear transparent synthetic material filter bowl, stainless steel fine filter
	6	Ball valve with drain connection	Brass (Ball Valve body), Stainless steel (ball), Plastic-durethan (drain adapter)
	Not depicted components:		
	Valve insert complete with diaphragm and valve seat	High-quality synthetic material, fibre-reinforced NBR diaphragm	
	Double wring wrench	Plastic	
	Seals	NBR	

METHOD OF OPERATION

The filter combination combines reverse rinsing filter and pressure reducing valve in one appliance.

The downstream reverse rinsing fine filter holds back any dirt particles in the water. These particles are then completely flushed out by reverse rinsing.

Filters with Double Spin Technology have turbine blades which circulate the water and thereby set the rotor on the upper filter into a rotational motion. The internal impeller rinses off particles that have adhered to the upper filter at the intersecting points with the rotor.

The integral pressure reducing valve functions on a balanced force principle whereby the force exerted by a diaphragm is balanced against the force of an adjustment spring. The inlet pressure has no influence on opening or closing of the valve. Inlet pressure fluctuation does not therefore affect the outlet pressure.

TRANSPORTATION AND STORAGE

Keep parts in their original packaging and unpack them shortly before use.

The following parameters apply during transportation and storage:

Parameter	Value
Environment:	clean, dry and dust free
Min. ambient temperature:	5 °C
Max. ambient temperature:	55 °C
Min. ambient relative humidity:	25 % *
Max. ambient relative humidity:	85 % *

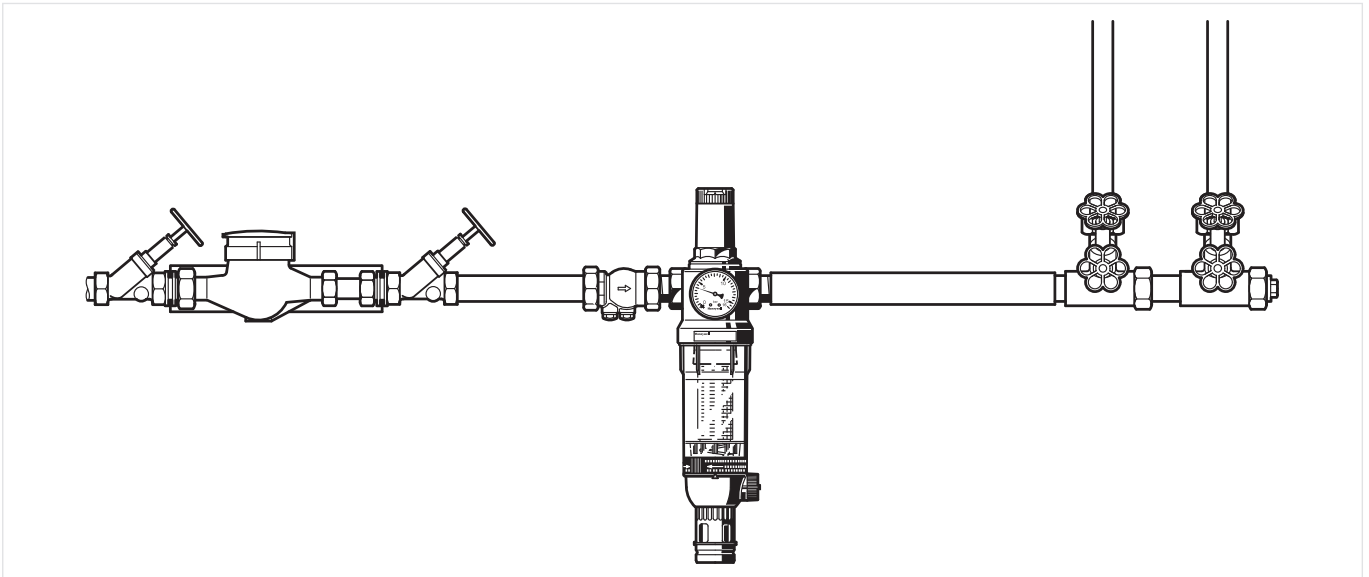
*non condensing

INSTALLATION GUIDELINES

Setup requirements

- Install in horizontal or vertical pipework with filter bowl downwards
 - This position ensures optimum filter efficiency
- Install shut-off valves
- These filters are armatures which need to be maintained regularly
- Ensure good access
 - Pressure gauge can be read off easily
 - Degree of contamination can be easily seen with clear filter bowl
 - Simplifies maintenance and inspection
- The installation location should be protected against frost
- Fit immediately after water meter
- Related to the EN 806-2 it is recommended to install the filter immediately after the water meter
- In order to avoid flooding, it is recommended to arrange a permanent, professionally dimensioned wastewater connection

Installation Example

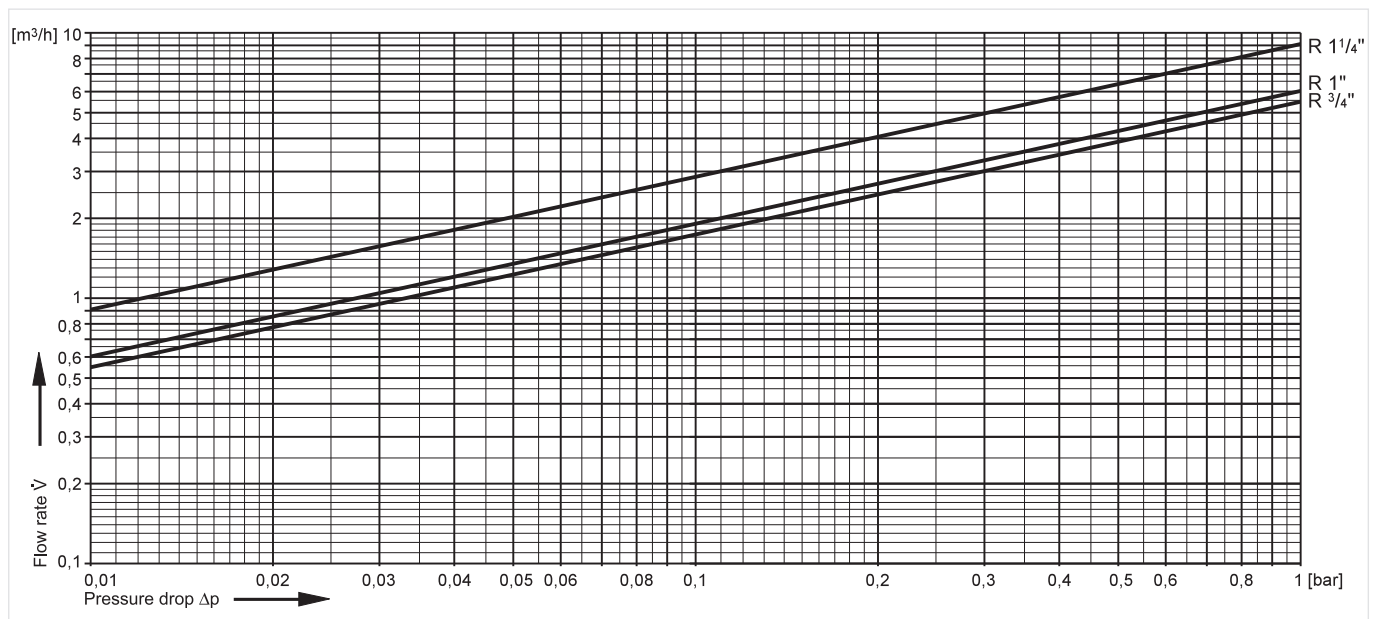


TECHNICAL CHARACTERISTICS

kvs-Values

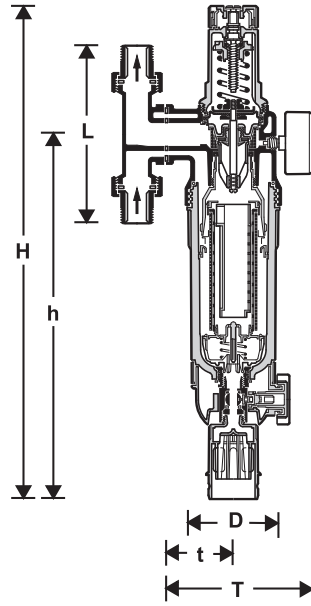
Connection sizes:	15	20	25	32
k_{VS} -value (m^3/h):	4.5	5.8	6.2	6.5

Pressure drop characteristics



DIMENSIONS

Overview



Parameter		Values		
Connection sizes:	R	3/4"	1"	1 1/4"
Nominal sizes:	DN	20	25	32
Weight:	kg	3.9	4.0	4.1
Dimensions:	L	158	179	197
	T	177	177	181
	t	95	95	99
	H	493	493	493
	h	363	363	363
	D	97	97	97
DVGW registration number:	NW-9311AT2317			

Note: All dimensions in mm unless stated otherwise.

ORDERING INFORMATION

The following tables contain all the information you need to make an order of an item of your choice. When ordering, please always state the type, the ordering or the part number.

Options






The filter combination is available in the following sizes: 3/4", 1" and 1 1/4".

- standard
- not available

		FK76CS-...AA	FKN76CS-1A
Connection type:	Filter mesh size 100 µm, incl. rotatable connector piece DA74C with threaded male connections	•	-
	Filter mesh size 100 µm, rotatable connector piece DA74C has to be ordered separately - see accessories	-	•

Note: ... = space holder for connection size

Accessories

	Description	Dimension	Part No.
	Z11S Automatic reverse rinsing actuator		
	For automatic filter cleaning at presettable intervals		
	230 V, 50/60 Hz, 10 with moulded Schuko electrical plug		Z11S-A
	24 V, 50/60 Hz, 10 without electrical plug		Z11S-B
	230 V, 50/60 Hz, 10 with moulded Type 12 electrical plug for Switzerland		Z11S-Z
	ZA76C Connector piece		
	For conversion of the fine filters with rotatable connector pieces (1 ¹ / ₄ " and 1 ¹ / ₂ ") into retrofit filter combinations (Converts 63 mm hole centres to 45 mm hole centres)		
		3/4"	ZA76C-3/4A
		1"	ZA76C-1A
		1 ¹ / ₄ "	ZA76C-11/4A
	VST06B Connection set		
	Solder connections		
		1/2"	VST06-1/2B
		3/4"	VST06-3/4B
		1"	VST06-1B
		1 ¹ / ₄ "	VST06-11/4B
	1 ¹ / ₂ "	VST06-11/2B	
	2"	VST06-2B	
	DA74C Rotatable connector piece		
	For connection of retrofit filters FN76CS.		
		3/4"	DA74C-3/4A
		1"	DA74C-1A
		1 ¹ / ₄ "	DA74C-11/4A
	ZR10K Double ring wrench for removing the filter bowl		
		1/2" + 3/4"	ZR10K-1/2
		1" + 1 ¹ / ₄ "	ZR10K-1
		1 ¹ / ₂ " + 2"	ZR10K-11/2

Spare Parts

Filter combinations FK76CS / FKN76CS from 1997 onwards

Overview	Description	Dimension	Part No.
	1 Spring bonnet complete with setting scale	3/4" - 1 1/4"	0901517
	2 Valve insert complete (without sieve)	3/4" - 1 1/4"	D06FA-1A
	3 Union seal washer (10 pcs.)	3/4"	0901444
		1"	0901445
		1 1/4"	0901446
	3a Connection set threaded connection	3/4"	VST06-3/4A
		1"	VST06-1A
		1 1/4"	VST06-11/4A
	4 Pressure gauge	0 - 16 bar	M07M-A16
	5 Flange seal	3/4" - 1 1/4"	5536400
	6 Filter insert complete*, for filters with Double Spin Technology, Filter mesh 100 µm	3/4" - 1 1/4"	AF11DS-1A
	6a Filter insert complete*, filter mesh 100 µm	3/4" - 1 1/4"	AF11S-1A
7 Spring	3/4" - 1 1/4"	2074900	
8 Clear filter bowl	3/4" - 1 1/4"	KF11S-1A	
9 O-ring set (10 pcs.)	3/4" - 1 1/4"	0900747	
10 Ball valve complete	3/4" - 1 1/4"	KH11S-1A	
11 Drain connector	3/4" - 1 1/4"	AA76-1/2A	
12 Red bronze filter bowl	3/4" - 1 1/4"	FT09RS-1A	

*The filter guide (either with double spin or without double spin feature) is included in the packaging of the replacement filter inserts (AF11DS and AF11S) only for the sizes 1/2" up to 1 1/4"!

For more information

homecomfort.resideo.com/europe



Ademco 1 GmbH
Hardhofweg
74821 MOSBACH
GERMANY

Phone: +49 6261 810
Fax: +49 6261 81309

Manufactured for and on behalf of the
Pittway Sàrl, La Pièce 4, 1180 Rolle, Switzerland
by its Authorised Representative Ademco 1 GmbH
EN0H-1104GE23 R0219

Subject to change

© 2019 Resideo Technologies, Inc.
The Honeywell Home trademark is used under
license from Honeywell International Inc.

Honeywell Home